

4

3

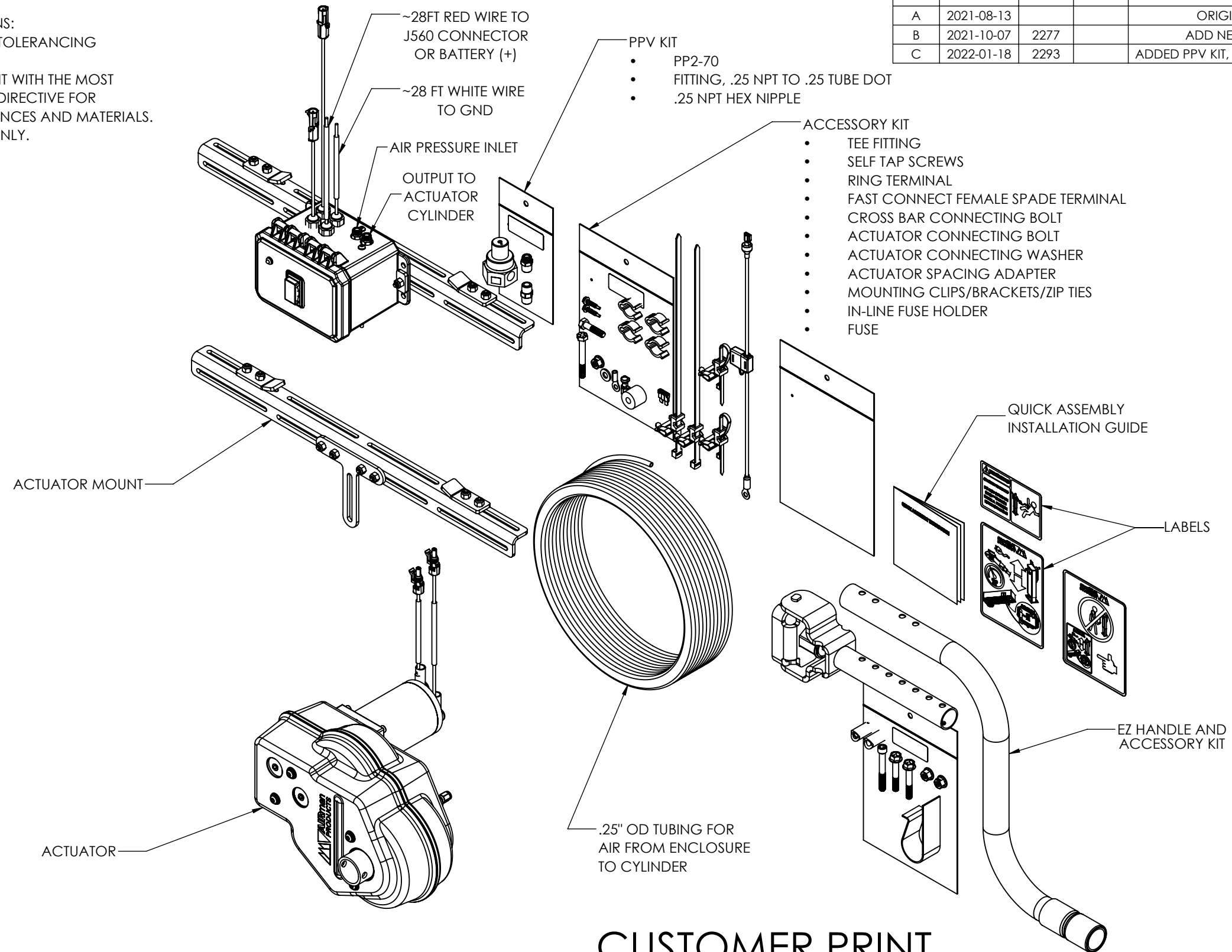
2

1

NOTES:

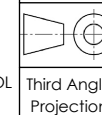
1. APPLICABLE STANDARDS/SPECIFICATIONS:
SME Y14.5M-1994, DIMENSIONING AND TOLERANCING
ASME Y14.38-1999, ABBREVIATIONS
2. COMPONENT OR ITEM TO BE COMPLIANT WITH THE MOST
CURRENT REVISION OF THE RoHS / Wee DIRECTIVE FOR
THE REDUCTION OF HAZARDOUS SUBSTANCES AND MATERIALS.
3. ALL DIMENSIONS ARE FOR REFERENCE ONLY.

REV	DATE	EC #	ZONE	DESCRIPTION	DRAWN	CKD
A	2021-08-13			ORIGINATED	NR	JMA
B	2021-10-07	2277		ADD NEW LABEL	NR	JMA
C	2022-01-18	2293		ADDED PPV KIT, REMOVE TEE FTG	NR	JMA



CUSTOMER PRINT

NOTE: PART MUST BE CLEAN AND BURR FREE
MFG TOLERANCES UNLESS OTHERWISE NOTED:
ALL UNITS ARE INCHES
(2) DECIMAL PLACES: ± 0.01
(3) DECIMAL PLACES: ± 0.005
ANGLES: $\pm 5^\circ$
BREAK ALL EDGES $.005/.015 \times 45^\circ$
MACHINED SURFACES TO BE 63 RMS
CRITICAL CHARACTERISTIC - CONTROL
PLAN REQUIRED



CONFIDENTIAL: THIS DRAWING OR
ANY PART THEREOF IS PROPRIETARY
AND MAY NOT BE REPRODUCED OR
COPIED WITHOUT WRITTEN CONSENT
OF AIRMAN PRODUCTS

DRAWN BY	NR	DESCRIPTION
DRAWN DATE	2020-10-16	DART ASSY
DRAWING SIZE	B	PART NUMBER
MATERIAL	SEE NOTES	B1000-161
SCALE	1:6	
SHEET #	1 OF 2	

4

3

2

1

B

A

B

A

4

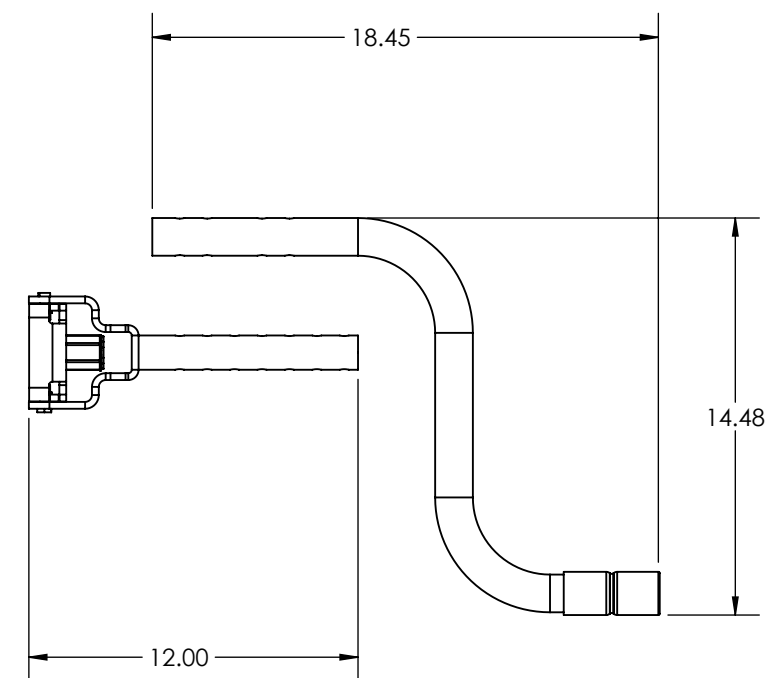
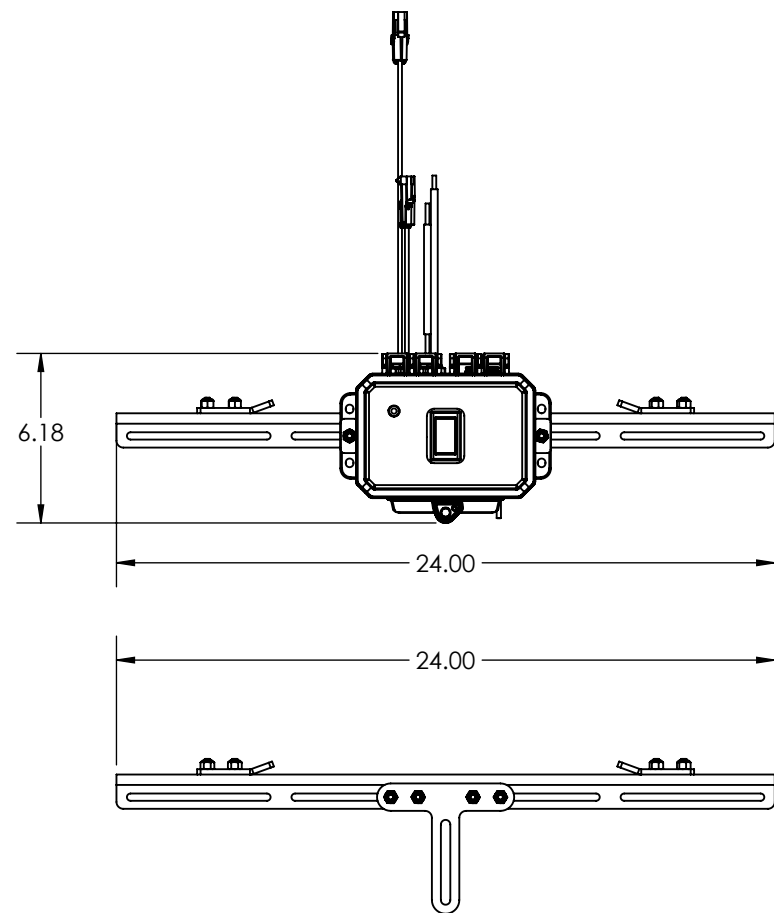
3

2

1

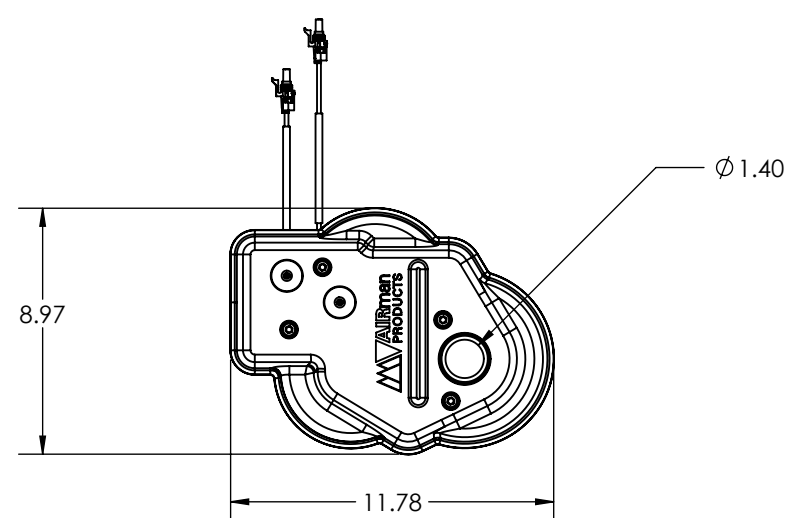
B

B



A

A



NOTE: PART MUST BE CLEAN AND BURR FREE
 MFG TOLERANCES UNLESS OTHERWISE NOTED:
 ALL UNITS ARE INCHES
 (2) DECIMAL PLACES: $\pm .01$
 (3) DECIMAL PLACES: $\pm .005$
 ANGLES: $\pm .5^\circ$
 BREAK ALL EDGES $.005/.015 \times 45^\circ$
 MACHINED SURFACES TO BE 63 RMS
 CRITICAL CHARACTERISTIC - CONTROL
 PLAN REQUIRED

AIRman
PRODUCTS

Third Angle
Projection

CONFIDENTIAL: THIS DRAWING OR ANY PART THEREOF IS PROPRIETARY AND MAY NOT BE REPRODUCED OR COPIED WITHOUT WRITTEN CONSENT OF AIRMAN PRODUCTS

DRAWN BY	NR	DESCRIPTION
DRAWN DATE	2020-10-16	DART ASSY
DRAWING SIZE	B	PART NUMBER
MATERIAL	SEE NOTES	B1000-161
SCALE	1:7	
SHEET #	2 OF 2	

4

3

2

1